

Large Scale Customer Experience Management

Dr. Wasif Masood

rwmasood@hotmail.com

Aug. 24, 2017

Prelude

- ▶ Big Data – The Big Picture
- ▶ Customer Experience Management (CEM)
 - ▶ Quality of Experience (QoE)
- ▶ Spin-offs of CEM

Big Data – The Big Picture

▶ The Big Five

▶ The Big Plan

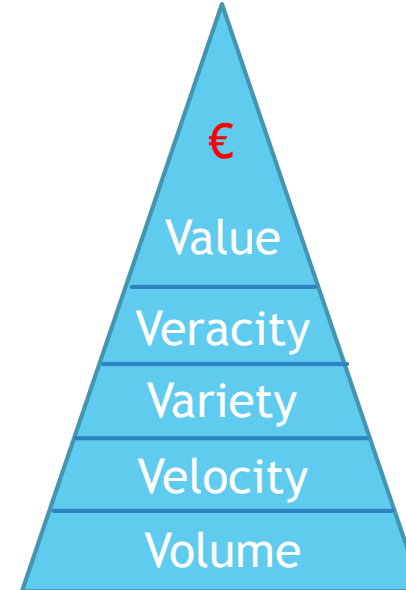
▶ Storage system

- ▶ Distributed and scalable: seek operations \ll data transfer

▶ Distributed vs Grid computing

- ▶ Co-locate data with the computing node: *MapReduce*

▶ Single view to query all data



The Big Fuss

DISTRIBUTIONS

On-Premise

- Cloudera
- Hortonworks
- MapR
- IBM



On-Cloud

- Amazon Web Services
- Microsoft Azure
- Google Cloud Platform



Data Scientist

- Problem Formulation
- Algorithm Design
- Data Privacy
- Usually PhD.



Data Engineer

- Big Data Tools
- Architecture Design
- Deployment & Maint.
- Software Engineers



ROLES

The job of a data scientist is to get business value out of the raw data and the biggest value for a cooperate is to understand their customers.

Customer Experience Management (CEM) in Telecom Sector



- ▶ Customers buy service not the technology that delivers it: focus on the performance measurement of service we sell
- ▶ In telecommunication, performance is measured in terms of:
 - ▶ *Accessibility*: covers access to network resources, e.g., call set-up or data channel assignment
 - ▶ *Retainability*: covers ability to keep up resources, e.g., call drop
 - ▶ *Quality*: measures the quality (satisfied or not) of service, *QoE*
- ▶ Service-based performance indicators rather network-based
 - ▶ Aspects of service directly impacting end-user experience, i.e., throughput, latency, packet drop rate, etc.

Business Value

- ▶ QoE is the measure of customer (un)satisfaction

- ▶ Unhappy customers  churn

- ▶ Churn  **decreased** revenue

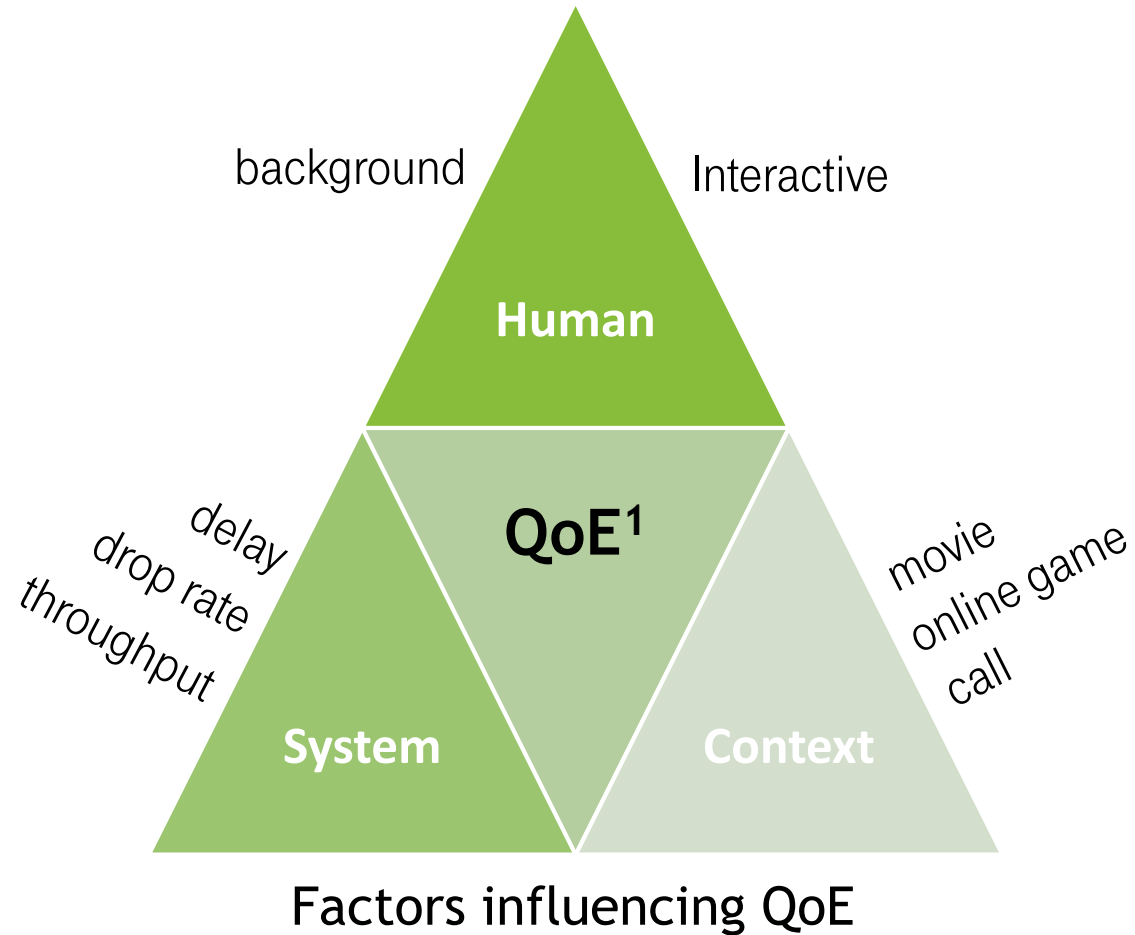
- ▶ Measure disappointment  **ramification**

...  ...

- ▶ “If you cannot define it, you cannot measure it”

[Touradj Ebrahimi]

Quality of Experience (QoE)



¹ Patrick Le Callet, Sebastian Möller, and Andrew Perkis (eds). *Qualinet White Paper on Definitions of Quality of Experience (2012)*. Lausanne, Switzerland, June 2012.

Human Influence Factors [SME2012]

- ▶ Intangible and strongly interrelated with system and contextual factors [CMP2012].
 - ▶ High-Level Processing [Gol2009]
 - ▶ Cognitive processing to understand and interpret external stimuli. E.g., attention, mood, emotions, attitude – willingness to pay[SEZ2012]
 - ▶ Perception based on mood, motivation and time [Fri1994], expectation [SME2012], prior knowledge and skills [SPR2010]
 - ▶ Low-Level Processing [Jum2011]
 - ▶ Early sensory – characters that are closely related to external stimuli. E.g., in human visual system, visual sensitivity is the most important factor and several video and image compression algorithms are built on that [YXP2012]

Context Influence Factors [JV2010]

- ▶ The factors that embrace any situational property to describe the user's environment [CMP2012]
 - ▶ Physical Context
 - ▶ Location, space, mobility; outdoor, indoor, personal, professional; sensed environmental attributes, e.g., peaceful vs. noisy, light and temperature; movement, e.g., sitting, standing, walking or jogging [WKC2007]
 - ▶ Temporal Context
 - ▶ Time of day, day of week, week of month, seasons. Frequency of usage [BRS2013]
 - ▶ Social [RSG2011], Economical [CF2010], Task [P1999] and Technical Context

System Influence Factors

- ▶ Technically produced quality versus perceptual quality
 - ▶ Content-Related
 - ▶ Auditory traffic: bandwidth and latency which also varies between voice and music
 - ▶ Video: amount of detail and motion in the scene and for 3D viewing comfort [CFB2013]
 - ▶ Media-Related
 - ▶ Refers to media related configuration factors i.e., encoding, sampling, resolution, frame rate, media synchronization [JMK2012]. Lossy vs. Lossless compression; H.264. Audio voice compression; telephone codecs (G.711,G.729) [ITU2010]. Audio media codecs MP3, AC-3 and Vorbis. Media synchronization for movies [ITUBT.1359]

System Influence Factors

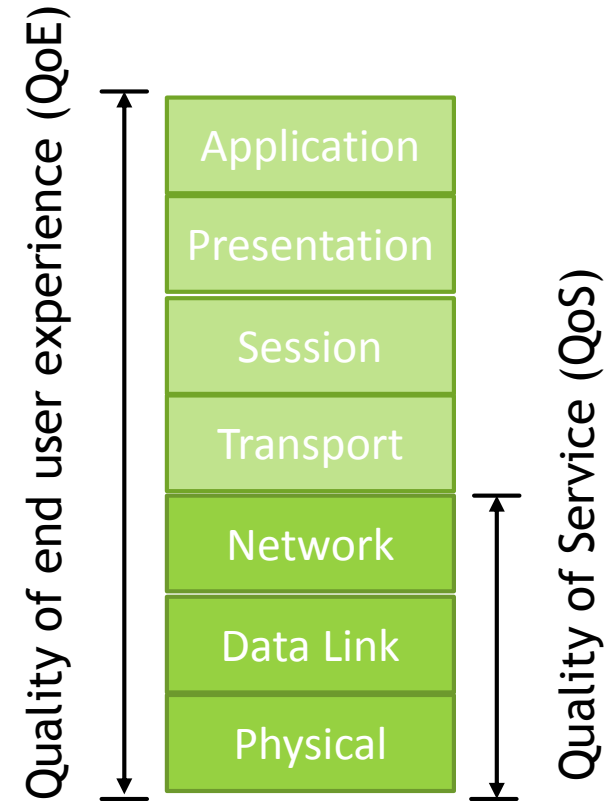
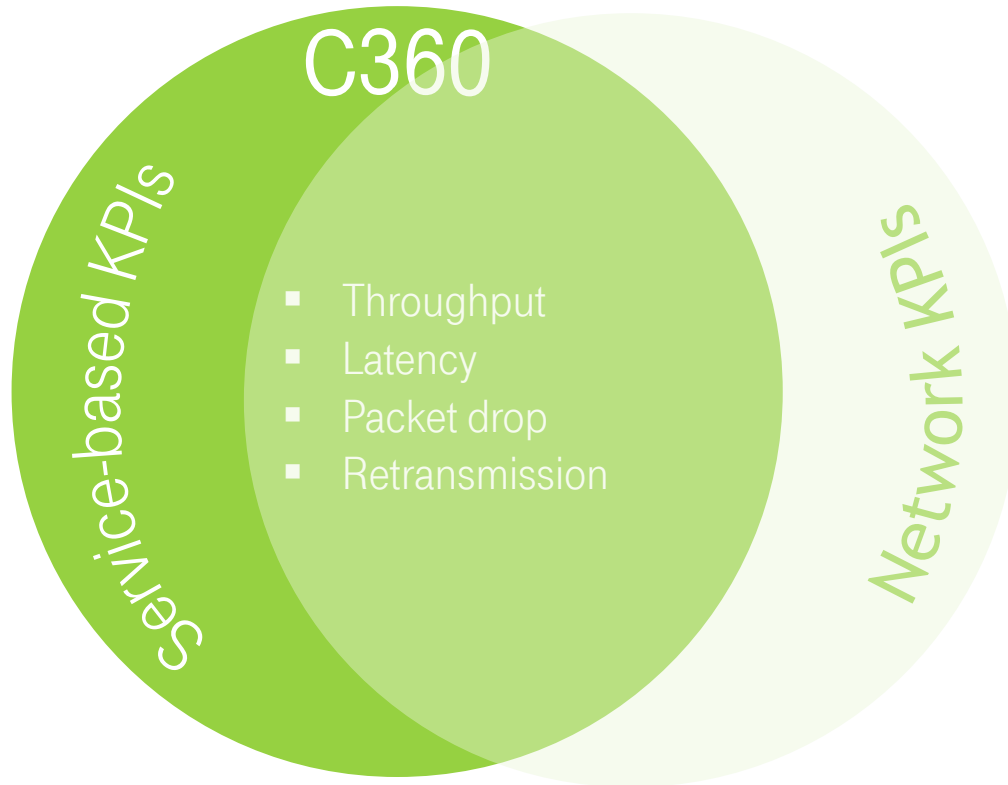
▶ Network-Related

- ▶ Main factors are bandwidth, delay, jitter, packet loss, error rate and throughput [FHT2010]. Also defines Quality of Service (QoS) of a network.
- ▶ TCP based traffic most severe error is latency [ITU2010] and for UDP and RTP its packet loss [BSP2010] but changes completely for OTT services like Youtube [TGG2013]

▶ Device-Related

- ▶ Display; scaling, rendering and dynamic capabilities of the screen for producing motion [Klo2006], HD and 3D videos demand very high throughput [CFB2013]

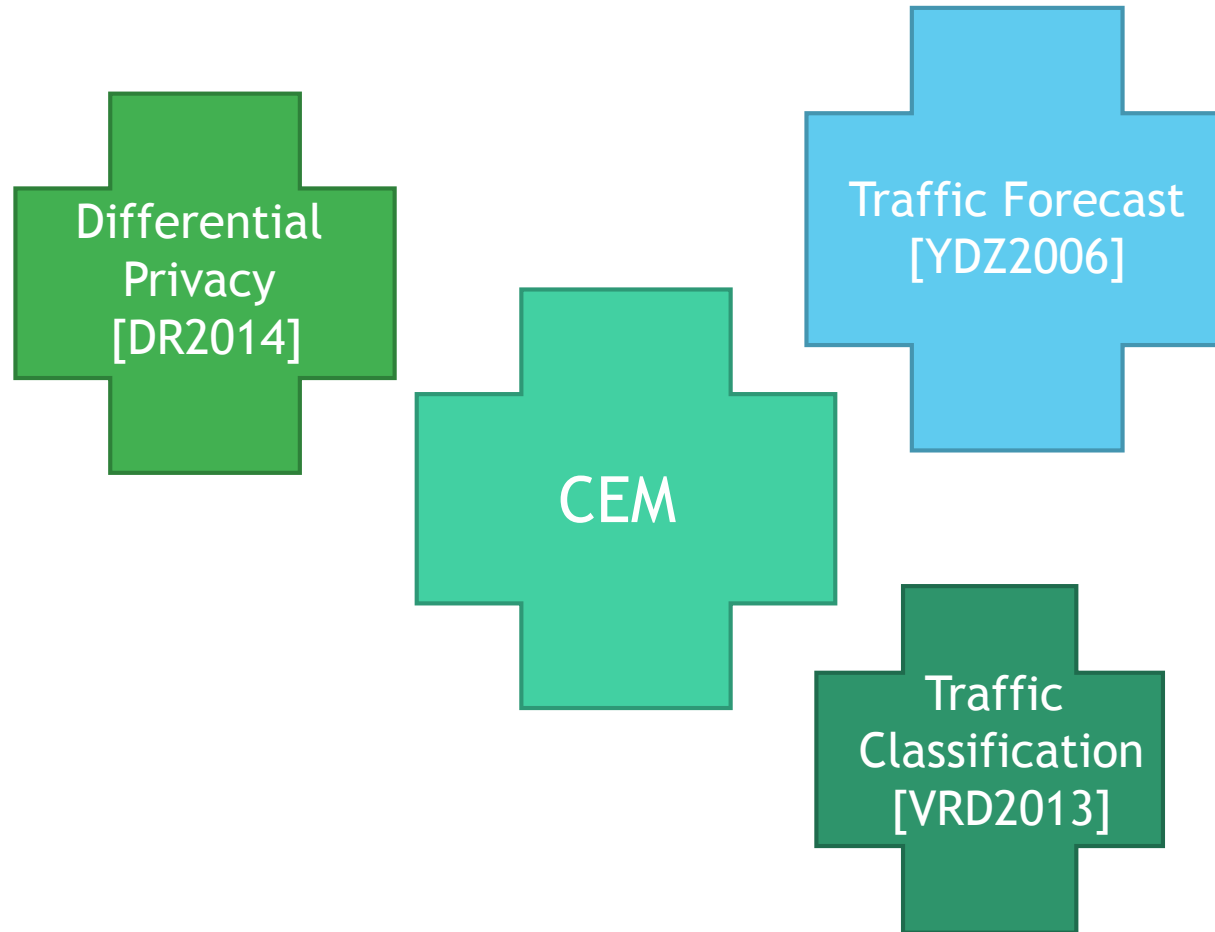
QoE is not QoS



OSI 7 Layer Model

- Fiedler M, Hossfield T, Tran.Gia P. IEEE Netw. 2010.

CEM Spin-offs



Thanks for your attention!

References

- ▶ [CMP2012] Callet P, Möller S, Perkis A. Lausanne, Switzerland, June 2012.
- ▶ [SME2012] Sackl A, Masuch K, Egger S, Schatz R. QoMEX 2012.
- ▶ [Jum2011] Jumisko-Pyykkoe S. Doctoral thesis, Tampere University of Technology, 2011.
- ▶ [Gol2009] Goldstein EB. Sensation and perception, 8th edn. Cengage Learning, Wadsworth, 2009.
- ▶ [YXP2012] You J, Xing L, Perkis A, Ebrahimi T. IEEE ICME 2012.
- ▶ [SEZ2012] Sackl A, Egger S, Zwickl P, Reichl P. QoEMEX 2012.
- ▶ [Fri1994] Frijda NH. The nature of emotions: fundamental questions. Oxford University Press 1994.
- ▶ [SPR2010] Sperenza F, Poulin F, Renaud R, Caron M, Dupras J. Workshop on quality of multimedia experience 2010.
- ▶ [JV2010] Jumisko-Pyykkoe S, Vainio T. IJMHCI 2010.

References

- ▶ [WKC2007] Wang Y, Krum DM, Coelho EM, Bowmann DA. IEEE Trans. Vis. Comput. Graph. 2007.
- ▶ [BRS2013] Borowiak A, Reiter U, Svensson UP. J. Sig. Processing Sys. 2013.
- ▶ [RSG2011] Rahman MA, El-Saddik A, Gueaieb W. IEEE Trans. Instrum. Measur. 2011.
- ▶ [CF2010] Chakaerski J, Frossard P. IEEE J Sep. Top. Sig. Process. 2010.
- ▶ [P1999] Pashler HE. The psychology of attention, MIT Press. 1999.
- ▶ [CFB2013] Chen W, Fourier J, Barkowsky M, Le Callet P. SPIE-IS&T electronic imaging 2013.
- ▶ [JMK2012] Jammeh E, Mkwawa I, Khan A, Goudarzi M, Sun L, Telecommun Syst. 2012.
- ▶ [ITU2010] ITU-T G.107 (2010) The E-Model.
- ▶ [ITUBT.1359] Relative timing of sound and vision for broadcasting.
- ▶ [FHT2010] Fiedler M, Hossfield T, Tran.Gia P. IEEE Netw. 2010.

References

- ▶ [BSP2010] Brunnstroem K, Stalenbring D, Pettersson M, Gustafsson J. SPIE-IS&T electronic imaging 2010.
- ▶ [TGG2013] Tavakoli S, Gutierrez J, Garcia N. 3DIP 2013.
- ▶ [Klo2006] Klompenhouwer MA. PhD thesis, Technical University of Eindhoven Netherlands. 2006.
- ▶ [YDZ2006] Yu H, Dongdong Z, Ben Y. Zhao, Weimin Z. EuroSys 2006.
- ▶ [VRD2013] Valenti S, Rossi D, Dainotti A, Pescap A, Finamore A, Mellia M. Data Traffic Monitoring and Analysis. 2013.
- ▶ [DR2014] Dwork C, Roth A. Foundations and Trends® in Theoretical Computer Science: Vol. 9. 2014.